

Månadsrapport för Sharpener

Kortfattad strategibeskrivning

Sharpener är kopplad till fem strategier med exponering mot flera olika tillgångsslag. Strategierna bildar en multistrategi vars utveckling beräknas genom indexet Sharpener I Strategy. I Sharpener rangordnas och omvikts de ingående fem strategierna sinsemellan från bäst till sämst varje månad och viktas därefter enligt: 40%, 30%, 20%, 10%, 0%. Rangordningen baseras på en Sharpekvot (avkastning/risk). Högst kvot mätt över de senaste 40 handelsdagarna ger högst rang.

För att omvandla strategins avkastning från amerikanska dollar till svenska kronor används en valutaomvandlingsteknologi (Quampo™). Teknologin utnyttjar rullande valutaterminer på månadsbasis, liknande det som fonder gör för att konvertera t ex en utländsk fond till svenska kronor.

För att stabilisera volatiliteten så justerar strategin dynamiskt sin totala exponering beroende på hur den realiserade volatiliteten utvecklats. Den totala exponeringen mot strategin ökar (upp till maximalt 130%) när dess realiserade volatilitet minskar. I motsatt riktning så faller den totala exponeringen när strategins realiserade volatilitet ökar.

Strategidata

Namn	Sharpener I Strategy (Quampo TM SEK)
Basdatum	1 juni 1999
Lanseringsdatum	11 december 2009
Bloomberg Ticker	RBSSHPK1 Index <GO>
Beräkningsagent	Future Value Consultants (FVC) Ltd
Valuta	SEK

Viktig information om denna rapport och dess innehåll

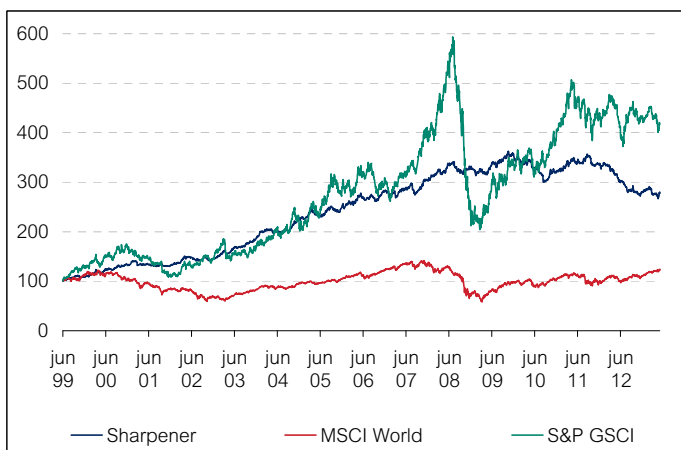
All historisk information avseende tid före Lanseringsdatum är simulerad. Simulerad information är baserad på egna beräkningsmodeller, data och antaganden och en person som använder andra modeller, data eller antaganden kan nå andra resultat. Varken faktisk eller simulerad historisk utveckling är en garanti för eller indikation om framtida utveckling. Basdatum innebär det datum från vilket simulerad strategiutveckling beräknats.

Aktuell exponering mot underliggande Index

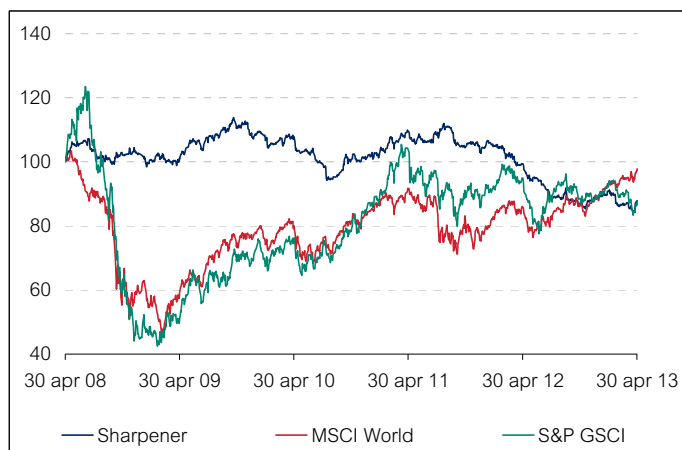
Namn	Tillgångsslag	Aktuell vikt för maj 2013
Gotham Alpha US Strategy	Amerikanska Aktier	Lång 40%
European Twister Plus Strategy	Europeiska Aktier	Lång 30%
Aurum IV Strategy	Guld och Olja	Ingen Position
Risk Stabilised Multi Currency Strategy	Valutor och Räntor	Lång 10%
Risk Stabilised TVI IV Strategy	Multistrategi	Lång 20%

Strategins utveckling till dags dato

Utveckling sedan basdatum



Utveckling senaste 5 åren



Nyckeltal

(Beräknad på strategiutveckling från 01 jun 1999 till 30 apr 2013)

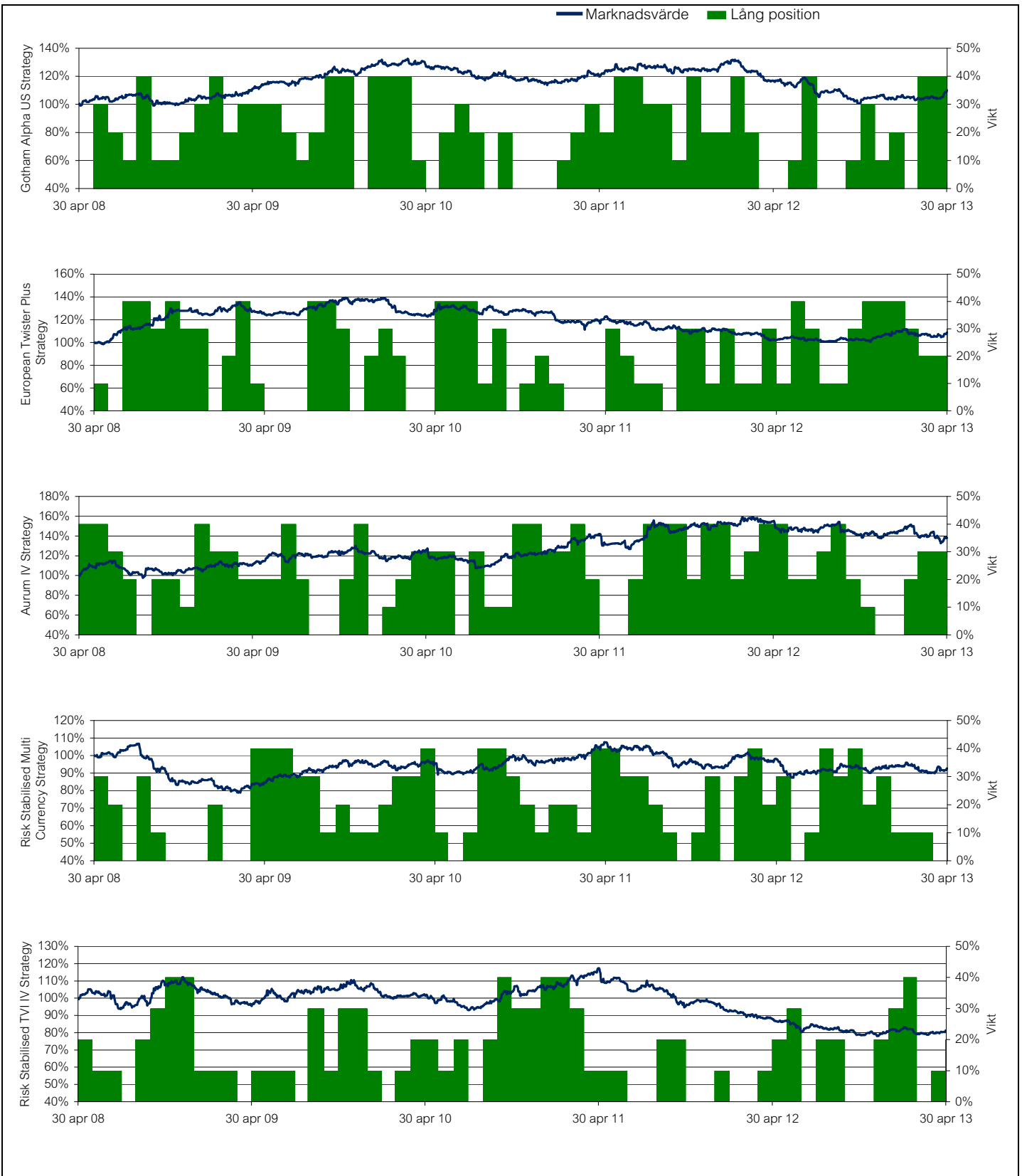
Genomsnittlig årsavkastning	7,7%	3 månaders avkastning	-3,3%	Lägsta veckoavkastning	-4,2%
Genomsnittlig årsvolatilitet	8,4%	6 månaders avkastning	1,1%	Genomsnittlig veckoavkastning	0,1%
Avkastning/Risk-kvot	0,91	1 års avkastning	-11,5%	Lägsta månadsavkastning	-5,7%
Korrelation med MSCI World	10%	3 års avkastning	-18,5%	Genomsnittlig månadsavkastning	0,6%
Korrelation med S&P GSCI	47%	5 års avkastning	-12,1%	Största värdefall	-26,3%

Månadsvisa avkastningstal senaste femårsperioden

	Jan	Feb	Mar	Apr	Maj	Jun	Jul	Aug	Sep	Okt	Nov	Dec	År
2007	-2,0%	-0,3%	1,2%	1,3%	1,6%	0,8%	-1,5%	-2,0%	3,7%	5,0%	-0,5%	2,0%	9,4%
2008	2,1%	2,8%	-2,4%	0,5%	5,1%	1,4%	-3,1%	-1,9%	-1,2%	1,9%	0,4%	-0,3%	5,2%
2009	-1,5%	1,0%	-1,7%	1,0%	4,4%	1,1%	1,0%	0,6%	2,0%	0,2%	1,0%	-3,0%	6,1%
2010	-1,6%	-1,0%	0,7%	1,4%	-4,3%	0,7%	-4,4%	-4,8%	2,9%	3,3%	-0,3%	1,4%	-6,3%
2011	2,0%	2,3%	0,9%	2,6%	-1,9%	-1,3%	2,4%	2,0%	-5,1%	-0,4%	0,6%	-1,1%	2,7%
2012	0,8%	-1,4%	-2,5%	-1,6%	-5,4%	-1,3%	-5,1%	1,0%	-1,0%	-1,0%	0,8%	0,7%	-15,1%
2013	2,6%	-4,9%	1,0%	0,8%									-0,7%*

* Avkastning innevarande år/månad

Utveckling och allokering mot underliggande Index den senaste 5-årsperioden



Disclaimer

This communication has been prepared by The Royal Bank of Scotland N.V., The Royal Bank of Scotland plc or an affiliated entity ('RBS') and for the purposes of Directive 2004/39/EC has not been prepared in accordance with the legal and regulatory requirements to promote the independence of research. This document has been prepared for information purposes only. It shall not be construed as, and does not form part of an offer, nor invitation to offer, nor a solicitation or recommendation to enter into any transaction or an offer to sell or a solicitation to buy any security or other financial instrument. RBS and each of their respective affiliates disclaim all liability for any use you or any other party may make of the contents of this document. The contents of this document are subject to change without notice and RBS does not accept any obligation to any recipient to update or correct any such information. Views expressed herein are not intended to be and should not be viewed as advice or other form of recommendation. RBS makes no representation and gives no advice in respect of any tax, legal or accounting matters in any applicable jurisdiction in this document. This document is not intended for distribution to, or use by any person or entity in any jurisdiction or country where such distribution or use would be contrary to local law or regulation. The information contained herein is proprietary to RBS and is being provided to selected recipients and may not be given (in whole or in part) or otherwise distributed to any other third party, reproduced or copied without the prior written consent of RBS. The Royal Bank of Scotland plc. Registered in Scotland No. 90312. Registered Office: 36 St Andrew Square, Edinburgh EH2 2YB. The Royal Bank of Scotland plc is authorised and regulated by the Financial Services Authority. The Royal Bank of Scotland N.V., established in Amsterdam, The Netherlands. Registered with the Chamber of Commerce in The Netherlands, No. 33002587. Authorised by De Nederlandsche Bank N.V. and regulated by the Authority for the Financial Markets in The Netherlands. The Royal Bank of Scotland plc is in certain jurisdictions an authorised agent of The Royal Bank of Scotland N.V. and The Royal Bank of Scotland N.V. is in certain jurisdictions an authorised agent of The Royal Bank of Scotland plc. © Copyright 2013 The Royal Bank of Scotland plc.

Although the Index sponsor ('Sponsor') will obtain information for inclusion in or for use in the calculation of the Index from sources which the Sponsor considers reliable, the Sponsor will not independently verify such information and does not guarantee the accuracy and/or the completeness of the Index or any data included therein. The Sponsor is under no obligation to advise any person of any error in the Index (but may do so in its sole and absolute discretion). References to any underlying assets are included only to describe each underlying asset upon which the Index is based. The Index is not in any way sponsored, endorsed or promoted by the sponsor of any underlying asset. Any information in this document with respect to the Index is based on publicly available information and neither the Sponsor nor the Index calculation agent make any representation or warranty as to the accuracy or completeness of such information.

The Sponsor and its affiliates make no express or implied representations or warranties concerning (i) the quality, accuracy, or completeness of the information contained in this document, (ii) whether or not the Index may achieve any particular level or meet or correlate with any particular objective or (iii) the fitness for any purpose of the Index or accuracy or completeness of the information contained in this document. The Royal Bank of Scotland plc and its affiliates shall have no liability to any person for any delays, omissions or interruptions in delivery of any information relating to the Index. The Royal Bank of Scotland plc shall have no liability to any person in respect of any determination, amendment, modification, adjustment or termination in respect of the Index. The Royal Bank of Scotland plc makes no warranty or representation, express or implied in connection with the Index or the purposes for which it is used, and shall not have liability for any losses or expenses incurred in connection with the Index, this document or any instrument linked to the Index.

Neither the Sponsor nor any of its affiliates accept legal liability to any person in connection with (i) this document and (ii) its publication and dissemination of the Index.

Enhanced Alpha Management, L.P. ("EAM") shall obtain information for inclusion in or for use in the calculation of the Trader Vic Index from sources that EAM considers reliable, but EAM accepts no responsibility for, and shall have no liability for any errors, omissions or interruptions therein. EAM does not guarantee the accuracy and/or the completeness of the Trader Vic Index or any data included therein. EAM makes no warranty, express or implied, as to the results to be obtained by any person or entity from the use of the Trader Vic Index or any data included therein. EAM makes no express or implied warranties and expressly disclaims all conditions and warranties implied by statute, general law or custom with respect to the Trader Vic Index or any data included therein except any implied condition or warranty the exclusion of which would contravene any statute or cause any part of this clause to be void.

Gotham does not sponsor, endorse, sell, or promote any investment fund or other vehicle that is offered by third parties and that seeks to provide an investment return based on the returns of the RBS Gotham Alpha US Index.



För mer information

Besök www.rbsbank.se/markets